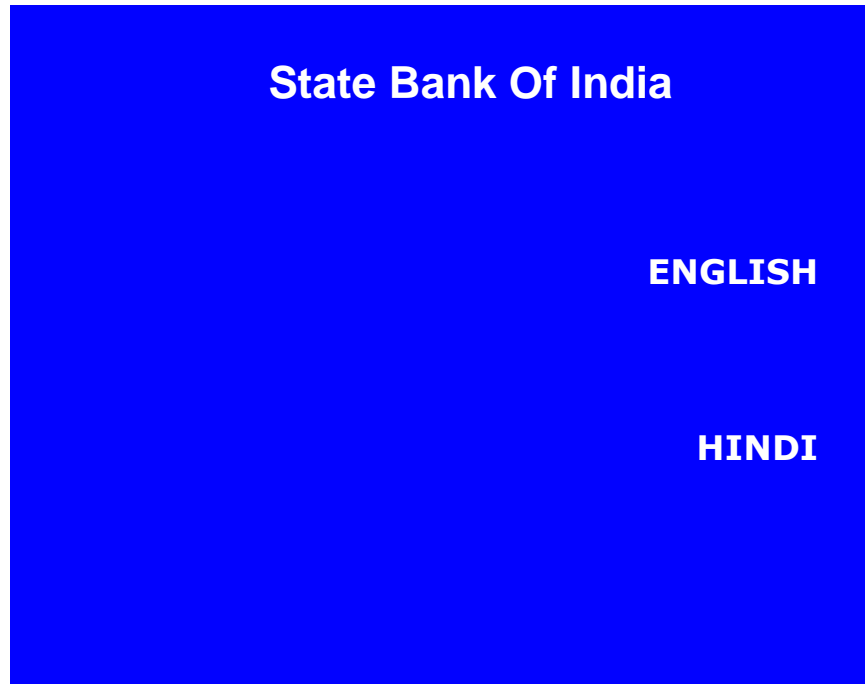


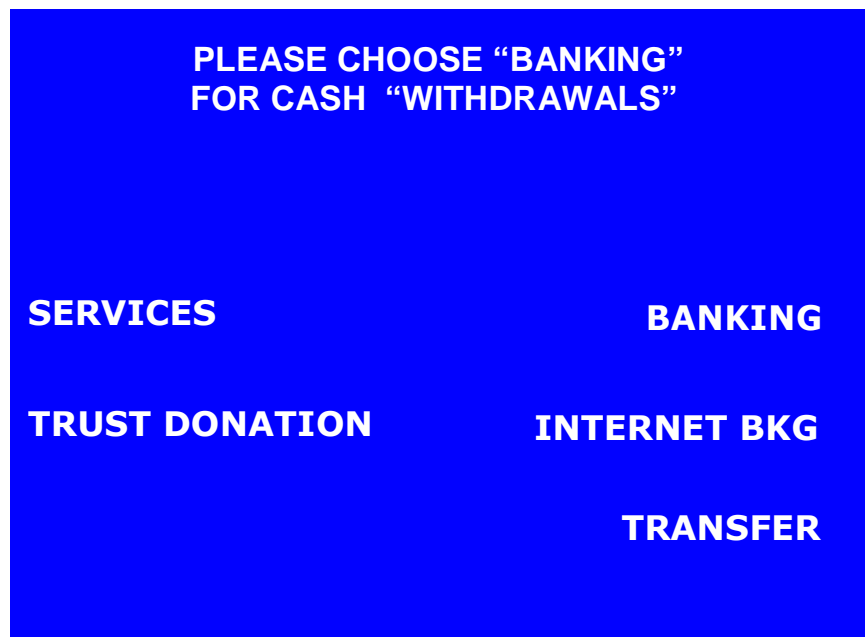
## 1. ATM PAYMENT PROCESS FLOW OPTION



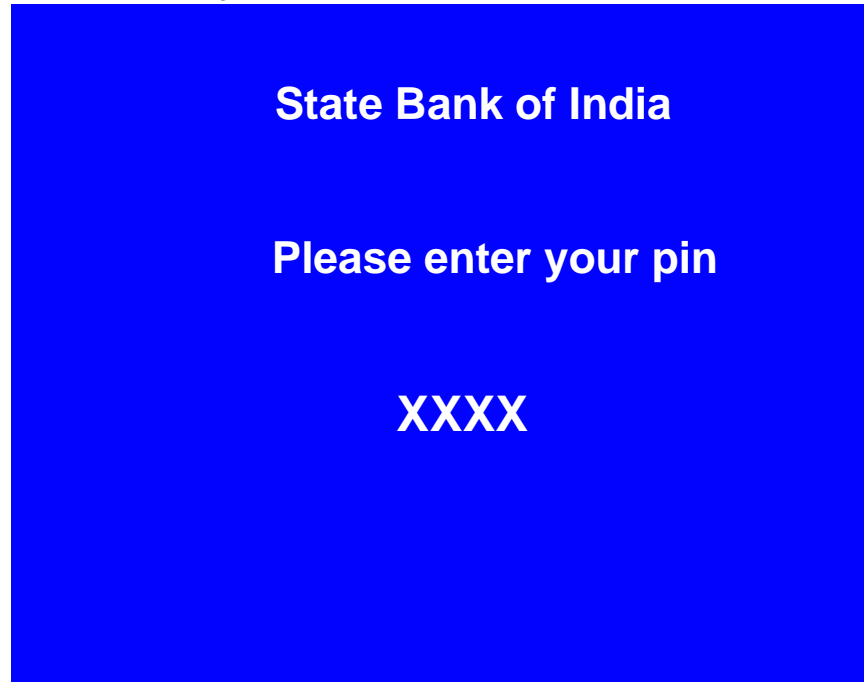
1. Insert Your ATM Card in ATM Slot
2. Choose “English” or “Hindi”, when prompted



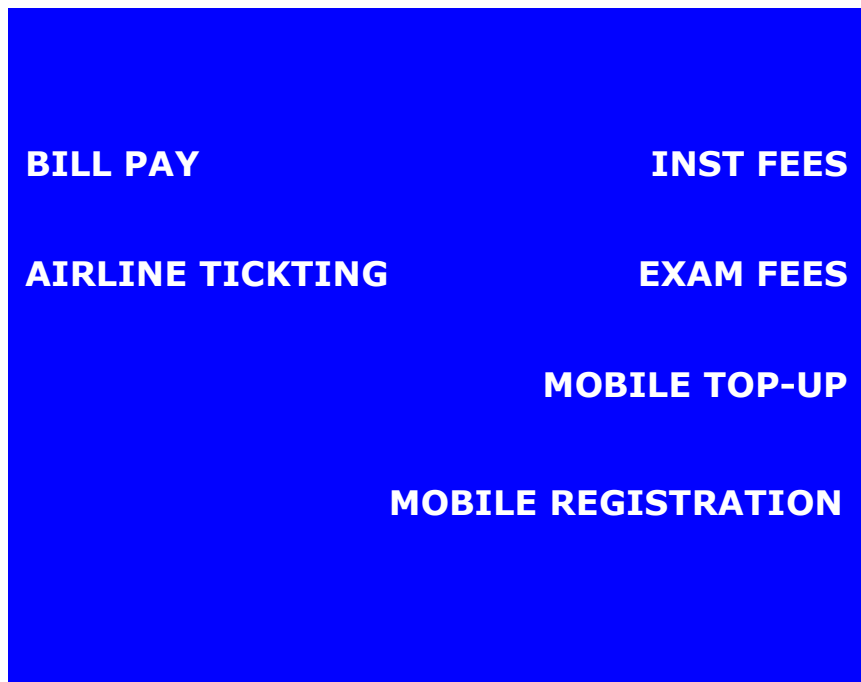
3. Choose: “Service” option to pay your CSEB Bill.



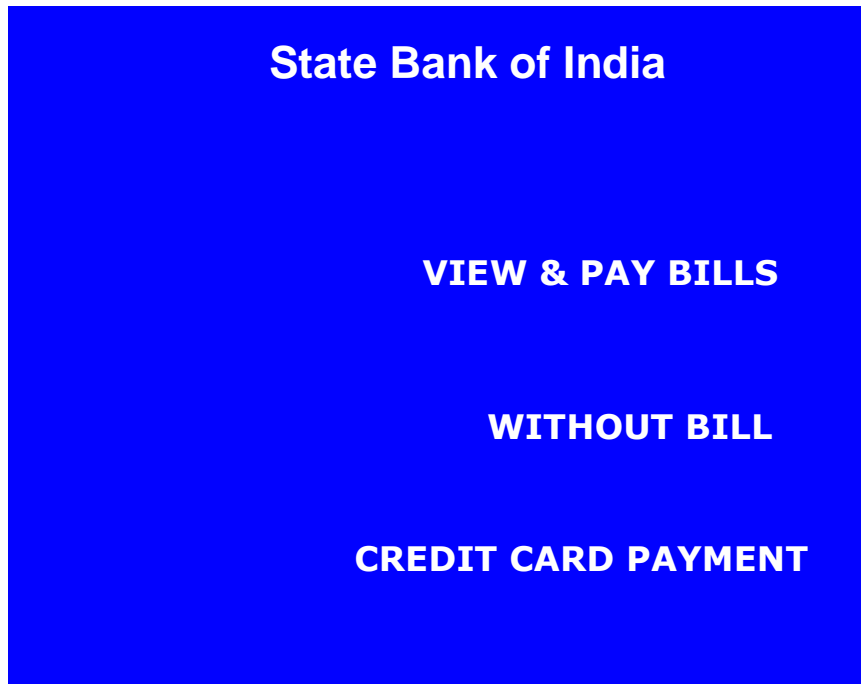
**4. Please enter your “PIN” number**



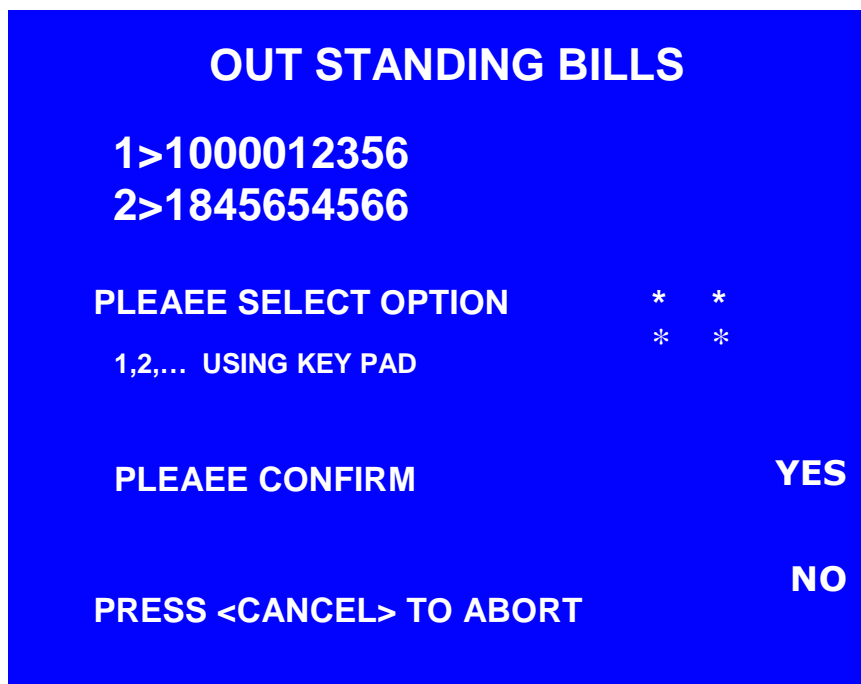
**5. Choose option “Bill Pay” to pay your CSEB Bill**



6 .Choose option “View & Pay Bills” to pay your CSEB Bill



7. In “OUT STANDING BILLS” screen choose “CSEB Business Partner <nnnnnnnnnn> number, which is allotted to you on registration.



8. Due Date, Bill Date & consumer No. will be displayed, if you wish to make payment press "1" using key Board, choose cancel to abort.

<b>DUE DATE</b>	<b>BILL DATE</b>
30/12/2007	15/12/2007
<b>BILLER ID CSEB</b>	
Consumer No 1234567890	
1> FULL PAYMENT 1000.00	
<b>PLEASE SELECT OPTION</b>	* 1 *
1 USING KEYPAD	* *
<b>PLEASEE CONFIRM</b>	<b>YES</b>
<b>PRESS &lt;CANCEL&gt; TO ABORT</b>	<b>NO</b>

9. Select your Account No. in next screen and opt for "Yes" if the details are correct and you want to pay the amount of bill, otherwise choose "No" to cancel.

<b>State Bank of India</b>	
Select your Account Number	
1> 1234567890	
2> 1326547896	
3> 1423657986	
<b>You have selected</b>	<b>YES</b>
	<b>NO</b>

**10 On choosing “YES” option, your bill will be paid by debited to your chosen account and a receipt for same will be generated.**

ग्राहक सूचना / ATM Customer Advice  
स्टेट बैंक ऑफ बिकानेर एण्ड जयपुर  
STATE BANK OF BIKANER AND JAIPUR

TILAK MARG

DATE	TIME	ATM ID
01/23/06	12:37	S1AN1051003
CARD NUMBER	6002061051000052505	
TRAN NO:	1975	
MNEMONIC NAME	EMITRA-JVVNL	
CONSUMER NO	232317010113	
BILL NO/POLICY NO	1300158	
BILL AMOUNT	RS	500.00
FR A/C	00000051052203091	
TO A/C	0001000098514	

